



Profile Regional Business Managers

Austin Childers
803-730-3827
austin@earthandturfreps.com
Territory: Southeast

Robert Cobb
706-818-2882
robert@earthandturfreps.com
Territory: AL, GA, LA, MS, TN

Mike Smith
803-760-5568
mike@earthandturfreps.com
Territory: FL, NC, SC, VA

All tank loading information below is based on no residual mulch being in the tank. If residual mulch from previous tankloads are present, the recommended bales per tank will need to be reduced. Type pump and equipment performance can also impact these rates.

Flexterra 50 lbs. per 125 Gallons of Water



Working Capacity of Machine in Gallons	Recommended Bales per Tank
300	2.5
500	4
800	6.4
1000	8
1500	12
3000	24
3600	28.8



ProGanics & ProGanics DUAL 75 lbs. per 100 gallons of water




Working Capacity of Machine in Gallons	Recommended Bales per Tank
300	4.5 (6 w/ PD pump)
500	7.5
800	12
1000	15
1500	22.5
3000	45
3600	54

ProMatrix, Cellulose, Cellulose w/ tack 60 lbs. per 100 gallons of water

Working Capacity of Machine in Gallons	Recommended Bales per Tank
300	3.5
500	6
800	9.6
1000	12
1500	18
3000	36
3600	43.2



Wood, Wood w/ tack, Blend, Blend w/ tack 50 lbs. per 100 gallons of water



Working Capacity of Machine in Gallons	Recommended Bales per Tank
300	3
500	5
800	8
1000	10
1500	15
3000	30
3600	36

Loading Directions

1. Fill 1/3 of mechanically agitated hydroseeder with water. Turn pump on for 15 seconds and purge and pre-wet lines. Turn pump off.
2. Turn agitator on and load low density materials first (i.e. seed-other amendments).
3. Continue filling tank with water while loading fiber mulch into the tank.
4. Fiber Mulch should be completely loaded before water level reaches 80% of the top of the tank.
5. Add fertilizer and top off with water.
6. Mix until all fiber is fully broken apart and hydrated (min. 10 minutes).
7. Shut off recirculation valve, slow down agitator and start applying fiber mulch with a 50 degree fan tip nozzle.
8. Spray in opposing directions for 100% soil coverage.
9. Use widest fan nozzle that will reach the area you are trying to spray. This will provide the best coverage and yield from the mulch.
10. To ensure proper application, area needs to be staked out.



ETR Equipment

Equipment Sales Director

Dusty Sweat

912-288-9231

dusty@etrequipment.com

Territory: National

Anyone can sell you equipment, but at ETR, we show you how to make money with your machines. Call us about your equipment needs today.

BOWIE INDUSTRIES, INC.



Bowie Imperial 3000 Hydro-Mulcher®



Bowie Imperial 1500 Hydro-Mulcher®



Bowie Lancer 600 Hydro-Mulcher®



Bowie Victor 1100 Hydro-Mulcher®



Burchland Silt Fence Installer



Brillion Seed Drill



Burchland Straw Crimper

www.ETRequipment.com